
















# Year 1











# Phonics Screening














# What is phonics?





- Children are taught to read by breaking down words into separate sounds or 'phonemes'. They are then taught how to blend these sounds together to read the whole word.
- Children have a 30 minute phonics lesson four times a week and they are encouraged to use these strategies to read and write in other lessons.
- There are around 40 different sounds.

a 	o 	x 	t 	e 	p 	r 	i 	n 	m 	h 	b 	d 	g 
--	--	--	--	--	--	--	---	--	--	--	--	--	--

s ss 	c k ck 	q qu 	u oo 	j 	y 	ch 	sh 	th 	w wh 
---	---	---	---	---	--	---	---	---	---

v 	f ff ph 	ow ou 	l ll 	oa ow oe o e 	oo ue ew u e 	ar 
--	--	--	---	---	---	---

ng 	z zz 	ai ay a e 	ear 	igh 	ie 	i e 	ee 	e e 	ea 	air 
---	---	--	--	--	---	--	---	--	---	--

ure 	oi oy 	or aw au 	er ur ir 	I no go the to into he she we me be was
--	--	---	--	--

you they all are my her said have like so do come some  
were there little one when out what

# Why are the children being screened?

- Every Year 1 child in the country will be taking the phonics screening check in the same week in June.
- The aim of the check is to ensure that all children are on track to be able to read confidently by the end of year two.

If they are unsuccessful in year 1, they will have to resit in Year 2. This puts added pressure on them during the Year 2 SATs.



# What will the children be expected to do?

- The check is very similar to tasks the children already complete during phonics lessons.
- Children will be asked to read 40 words. They are encouraged to read fluently if possible but can and will need to 'sound out' words and blend the sounds together

because...

d o g   
• • •

The focus of the check is to see which sounds the children know and therefore the children will be asked to read made up 'nonsense' words. In school we call these the alien words.



# Examples of words:

in

at

beg

sum


ot



vap



osk



ect



# When will the screening take place?

- The screening will take place throughout the week beginning **Monday 11<sup>th</sup> June**. The children cannot retake the test at any other time so it is very important your child is in school during this week.

- The check has been designed so that children of all abilities will be able to take part.



# Who will complete the check?

- The children will complete the check one at a time in a quiet area of the school.
- I will conduct all of the screening checks with the children.
- The screening will only take 5-10mins with each child.



Shhhhh!



# How can you help?

- Encourage your child to find the different phonemes/sounds after listening to them read. Focusing particularly on spotting more unusual sound patterns.

Eg

Digraph- 2 letters making one sound

cow but this can also be blow

Trigraphs- 3 letters making one sound

night

Split digraphs- 2 vowels with a consonant inbetween.  
Sometimes known as the magic e!

spine - i\_e

- Encourage your child to use their sound mat when writing and support them to complete the phonic homework that will be coming home.

- Children can practise their phonics by playing games online. The children particularly like 'Buried Treasure'

- <http://www.phonicsplay.co.uk/BuriedTreasure2.html>



# Keep Reading!

- **REMEMBER:** Phonics is not the only thing needed to become a fluent reader.
- Please continue to read with your child each night and encourage them to:
  - Sound out only if needed.
  - Re-read to check it makes sense.
  - Make sure they understand what they have read.
  - Use pictures for clues.
  - Ask questions about the book.
  - And most importantly **ENJOY READING!**

# Questions?

